The Optional ALN Vena Cava Filters

Devices intended to be retrievable at any time

- Prevention of thrombus migration
- Proven clinical effectiveness
- High performance design



ALN international inc

INNOVATION

New ALN Vena Cava Filter

The ALN Vena Cava Filter with Hook



The choice is yours !

The ALN Vena Cava Filter with hook can be removed **only by Jugular Approach** using one of the ALN Removal Kits or using a snare.*

PROVEN DESIGN

The Aln Vena Cava Filters

- Stainless Steel - MRI Compatible
- No welding points
- Loaded in its filter Cartridge and presented in its final spatial form - No problems have been reported of non-opening of the filter once released
- Different length of the legs - avoids their intertwining inside the introduction catheter
- Easy and safe introduction

** The wire diameter of the snare must not exceed 0.6 mm. The removal sheath used with the snare must have an internal diameter of at least 9F.*

EXPERIENCE

The ALN Vena Cava Filter

3 approaches

=>Jugular



=>Brachial

=>Femoral

PERFORMANCE

The ALN Removal and/or repositioning kits

=> Only by jugular approach

Straight

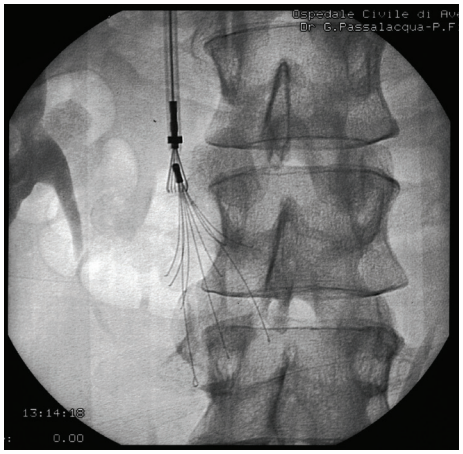

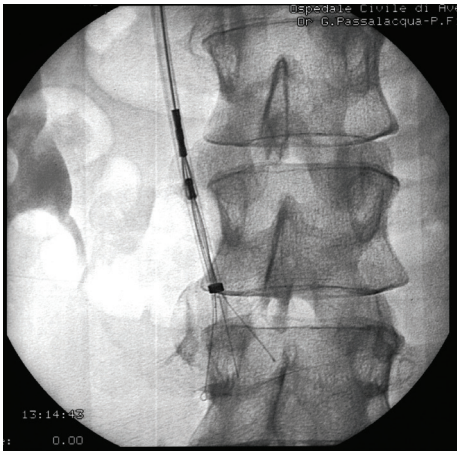

Pre-curved

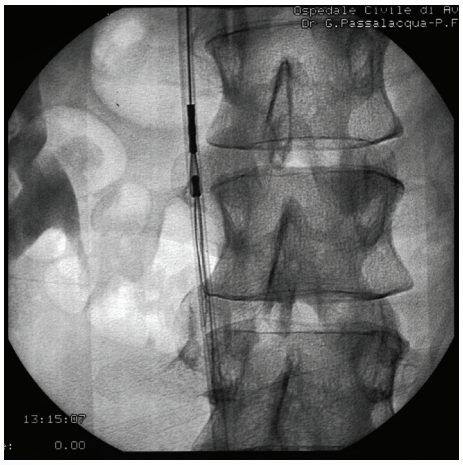

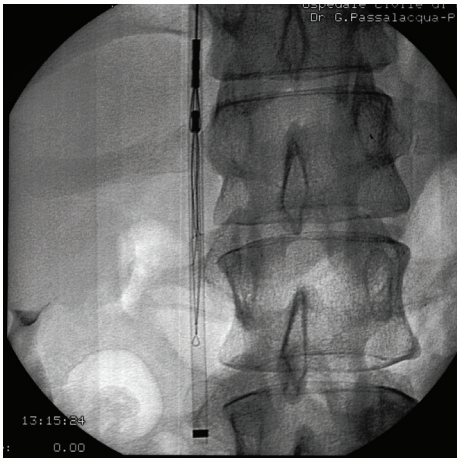

2IN1

Pincer system specially designed to remove the ALN Filters
To date, documented removal up to 40 months[3]
First removal at the end of 1999

Product code

		Product code	Maximum diameter of the vena cava (mm) (US, Canada, Japan)	Lenght of the filter (mm)	Introducer Sheath	
					French Size (ID)	Length (mm)
ALN Vena Cava Filter	**JugularKit**	FJ.120096	28	55	7	600
	Brachial Kit	FB.010500	28	55	7	1200
	Femoral Kit	FF.010995	28	55	7	600
ALN Vena Cava Filter with Hook	**JugularKit**	FJ.HOOK	28	59	7	600
	Brachial Kit	FB.HOOK	28	59	7	1200
	Femoral Kit	FF.HOOK	28	59	7	600

		Product code	Introducer Sheath	
			French Size (ID)	Length (mm)
ALN Vena Cava Filter Removal and/or Repositioning Kit	**Straight Removal Kit**	FT.200001	9	570
	Pre-curved Removal Kit	FT.200001/VS2	9	570
	ALN Straight RS Removal Kit	FT.902010	9	570
	ALN Pre-curved RS	FT.902010/VS2	9	570
	ALN 2IN1 RS	RK-2010	9	610

Implantation kits include: *The ALN filter in its holder, one introduction system (dilator, introduction sheath, pushing catheter), one puncture needle, one J-Guidewire*

Removal kits include: *One pincer kit, one introducer system (dilator and introduction sheath), one puncture needle, one J-Guidewire*

Five years shelf-life

ALN INTERNATIONAL, INC

7320 NW 12th Street, Suite 104, Miami, FL 33126 USA

Tel: +(1) 305 477 6064 • Fax: +(1) 305 477 6025

contact.us@aln2b.com

www.aln2b.com

Ed 01 2013

CE 0459

FDA Cleared

ALN international inc

The ALN Vena Cava Filter

Clinical experience for more than 20 years

"The filter could be easily inserted and successfully removed up to 1 year after insertion. Its safety and efficacy in preventing pulmonary embolism should be properly assessed in a randomized study."
(CHEST 2007; 131:223–229) [1]

"These results provide information on the safety of ALN filter retrieval after extended implantation times. The failure rate of filter retrieval was low and we did not observe significant complications during the period of filtration. The main problem remaining to be solved is the exact placement of optional filters for management of thromboembolic disease now that it is proven that they can be used safely and extracted roughly at any time after implantation."
(Cardiovasc Intervent Radiol 2008)[2]

"The mean interval between implantation and retrieval was 25.6 months (range,14.8–40.8months) The longest dwell time was 40months."
«Optional ALN filter retrievals can be performed safely after more than 1 year following implantation."

(JVIR 2012, Nov 29)[3]

[1] CHEST, January 2007,
A prospective Long-term Study of 220 Patients with a retrievable Vena Cava Filter for Secondary Prevention of Venous Tromboembolism. Patrick Mismetti, MD, PhD ; Karine Rivron-Guillot, MD ; Sara Quenet, MS ; Hervé Décousus, MD ; Sylvie Laporte, MS, PhD ; Magali Epinat,MD ; and Fabrice Guy Barral, MD

[2] Cardiovasc Intervent Radiol 2008 May 21,
Early and Late Retrieval of the ALN Removable Vena Cava Filter: Results from a Multicenter Study. Pellerin O, Barral FG, Lions C, Novelli L, Beregi JP, Sapoval M

[3] JVIR 2012
Successful Retrieval of 29 ALN Inferior Vena Cava Filters at a Mean of 25.6 Months after Placement.
Olivier Pellerin, MD, Massimiliano di Primio, MD, Olivier Sanchez, MD, PhD,Guy Meyer, MD, PhD, and Marc Sapoval,MD, PhD